


Appendix A - Some Parish Statistics - West Sheppey Parish

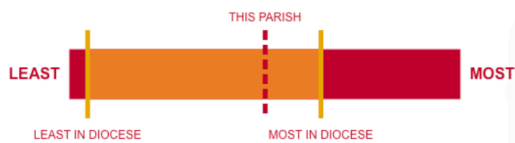
Overall Deprivation

The population of this parish is **34149** in an area of 20.2 square miles. It ranks **627** out of **12382**, where 1 is the most deprived parish. In the 2018 update the population has risen to 38,241. The parish is among the most deprived in the country.

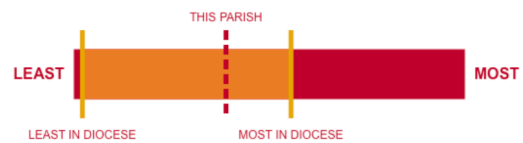


Poverty

Child Poverty ?



Working-age Poverty ?



Pensioner Poverty ?



Life expectancy

Life Expectancy (Boys) ?

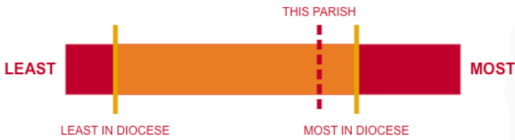


Life Expectancy (Girls) ?



Demographics

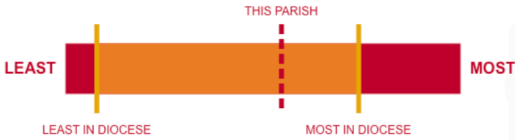
No Qualifications ?



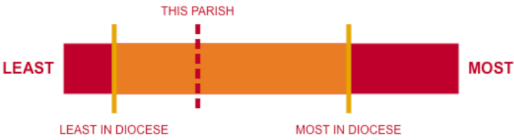
Social Housing ?



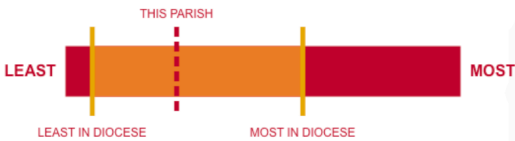
Lone Parenthood ?



People Living On Their Own ?



Older Population ?



Ethnic Diversity ?



Parish Data

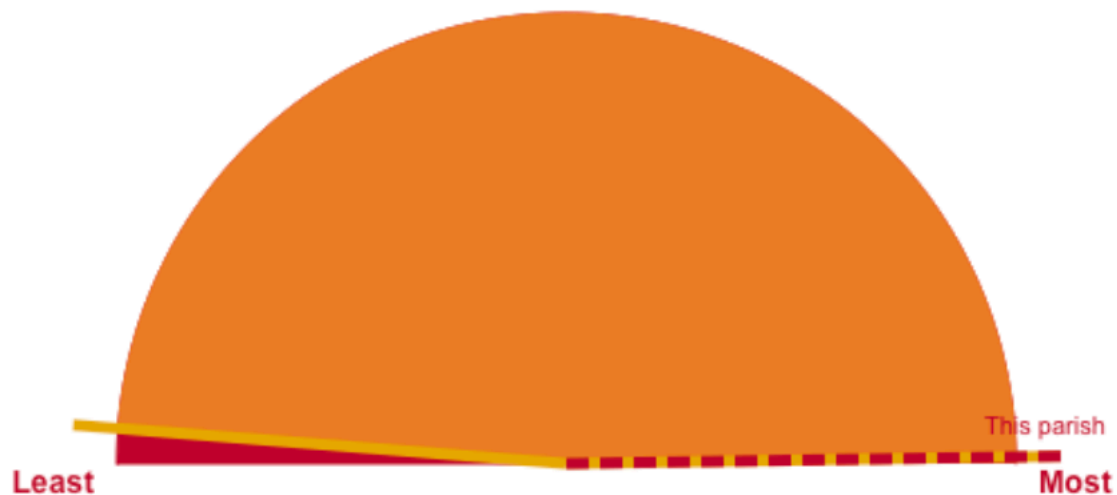
Percentages and ranks	Least in Nation	Least in Diocese	This parish	Most in Diocese	Most in Nation
Child Poverty	<u>0.8%</u>	<u>3.4%</u>	29.2% Ranked 542/12382	<u>37.3%</u>	<u>57.5%</u>
Pensioner Poverty	<u>2%</u>	<u>5.1%</u>	19.4% Ranked 1661/12382	<u>31%</u>	<u>72.7%</u>
Working age poverty	<u>0.5%</u>	<u>1.4%</u>	17.3% Ranked 620/12382	<u>24.5%</u>	<u>43.7%</u>
Years	Highest in Nation	Highest in Diocese	This parish	Lowest in Diocese	Lowest in Nation
Life expectancy (boys)	<u>92yrs</u>	<u>83yrs</u>	76.3yrs	<u>70yrs</u>	<u>67.5yrs</u>
Life expectancy (girls)	<u>94yrs</u>	<u>89yrs</u>	81.1yrs	<u>78yrs</u>	<u>75yrs</u>
Percentages	Least in Nation	Least in Diocese	This parish	Most in Diocese	Most in Nation
No qualifications	<u>0.3%</u>	<u>6.8%</u>	33.6%	<u>38.5%</u>	<u>52.1%</u>

Social housing	<u>0%</u>	<u>1.1%</u>	15.4%	<u>41.8%</u>	<u>86.3%</u>
Lone parenthood	<u>0%</u>	<u>4.6%</u>	32.1%	<u>43.6%</u>	<u>58.7%</u>
People living on their own	<u>5.4%</u>	<u>14.1%</u>	28.6%	<u>54.8%</u>	<u>73.8%</u>
Older population	<u>0.5%</u>	<u>4.4%</u>	16.9%	<u>35.6%</u>	<u>58.9%</u>
Ethnic diversity	<u>0.5%</u>	<u>2.6%</u>	5.5%	<u>38.3%</u>	<u>96.6%</u>

Appendix B - Some Parish Statistics - East Sheppey Parish

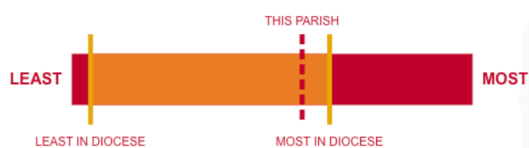
Overall Deprivation

The population of this parish is **6142**. It ranks **59** out of **12382**, where 1 is the most deprived parish. This means that the parish is among the most deprived in the country.




Poverty

Child Poverty ?



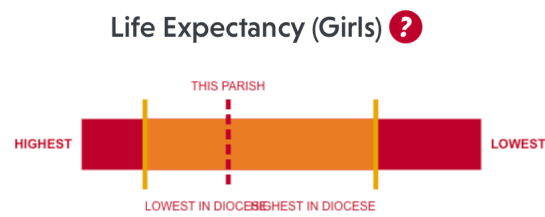
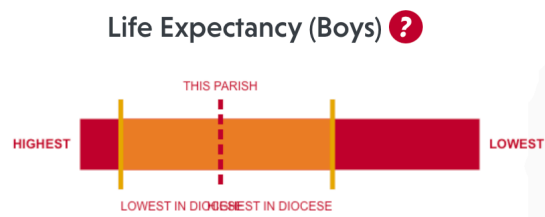
Working-age Poverty ?



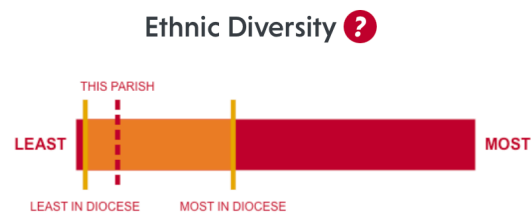
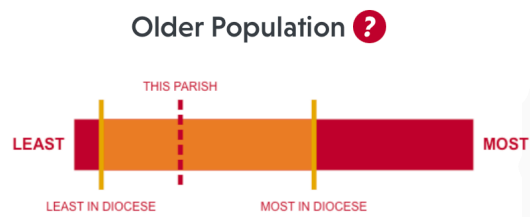
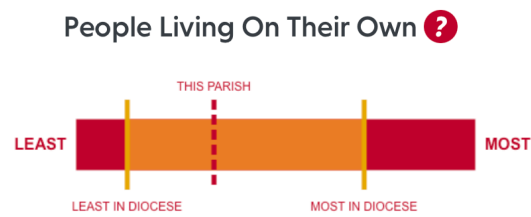
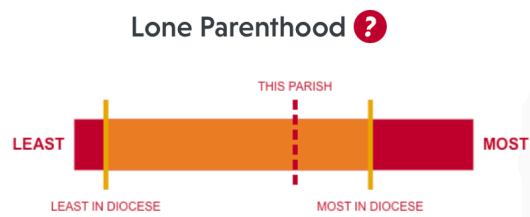
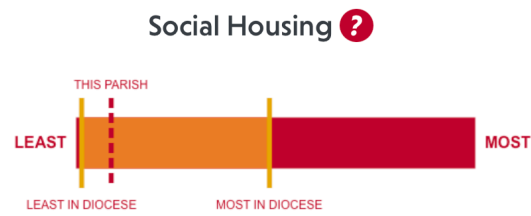
Pensioner Poverty ?



Life expectancy



Demographics



Parish Data

Percentages and ranks	Least in Nation	Least in Diocese	This parish	Most in Diocese	Most in Nation
Child Poverty	<u>0.8%</u>	<u>3.4%</u>	33.4% Ranked 288/12382	<u>37.3%</u>	<u>57.5%</u>
Pensioner Poverty	<u>2%</u>	<u>5.1%</u>	21.4% Ranked 1378/12382	<u>31%</u>	<u>72.7%</u>
Working age poverty	<u>0.5%</u>	<u>1.4%</u>	24.4% Ranked 118/12382	<u>24.5%</u>	<u>43.7%</u>
Years	Highest in Nation	Highest in Diocese	This parish	Lowest in Diocese	Lowest in Nation
Life expectancy (boys)	<u>92yrs</u>	<u>83yrs</u>	76.1yrs	<u>70yrs</u>	<u>67.5yrs</u>
Life expectancy (girls)	<u>94yrs</u>	<u>89yrs</u>	82yrs	<u>78yrs</u>	<u>75yrs</u>
Percentages	Least in Nation	Least in Diocese	This parish	Most in Diocese	Most in Nation
No qualifications	<u>0.3%</u>	<u>6.8%</u>	38.3%	<u>38.5%</u>	<u>52.1%</u>

Social housing	<u>0%</u>	<u>1.1%</u>	7.5%	<u>41.8%</u>	<u>86.3%</u>
Lone parenthood	<u>0%</u>	<u>4.6%</u>	32.5%	<u>43.6%</u>	<u>58.7%</u>
People living on their own	<u>5.4%</u>	<u>14.1%</u>	29%	<u>54.8%</u>	<u>73.8%</u>
Older population	<u>0.5%</u>	<u>4.4%</u>	16%	<u>35.6%</u>	<u>58.9%</u>
Ethnic diversity	<u>0.5%</u>	<u>2.6%</u>	10.4%	<u>38.3%</u>	<u>96.6%</u>