

Ashford Town Parish

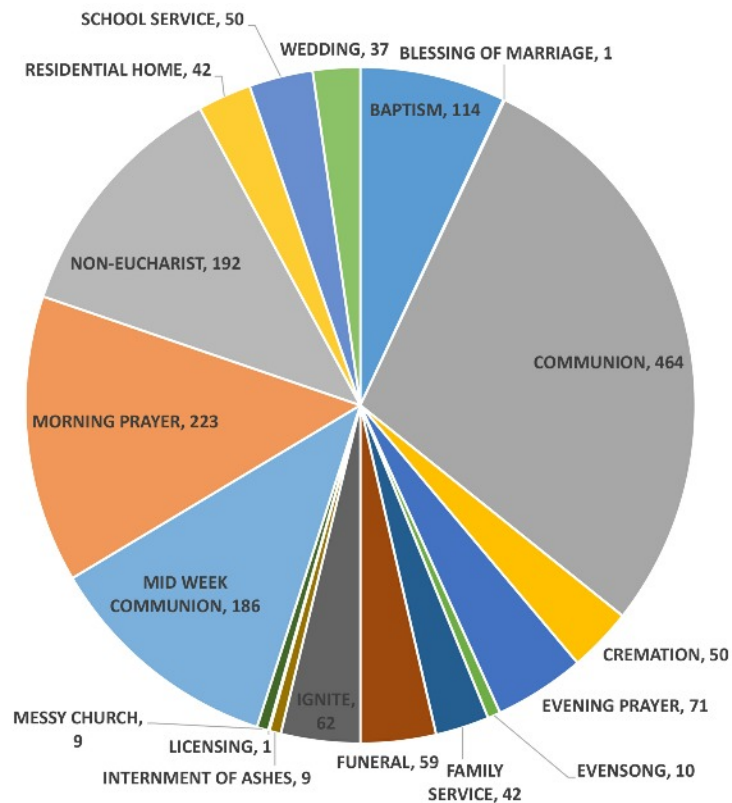
The Parochial Church Council of Ashford Town
Statement of Financial Activities
for the year ended 31 December 2019

	Unrestricted Funds	Restricted Funds	Endowment Funds	TOTAL FUNDS 2019	TOTAL FUNDS 2018
	£	£	£	£	£
INCOMING RESOURCES					
Voluntary Income	307,606	28,889		336,495	416,949
Activities for Generating Funds	27,837	5,301		33,138	21,873
Investment Income	6,325	6,073	382	12,780	12,144
Church Activities	125,849	665		126,514	117,803
Other Incoming Resources	65,932	39,801		105,733	69,980
TOTAL INCOMING RESOURCES	533,549	80,729	382	614,660	638,749
RESOURCES EXPENDED					
Church Activities	552,096	76,132	-	628,228	648,728
Raising Funds	4,298	378	-	4,676	1,511
TOTAL RESOURCES EXPENDED	556,394	76,510	-	632,904	650,239
NET INCOMING/(OUTGOING) RESOURCES					
BEFORE TRANSFERS BETWEEN FUNDS	(22,845)	4,219	382	(18,244)	(11,490)
Transfers between Funds	382		(382)	-	-
NET INCOMING/(OUTGOING) RESOURCES					
BEFORE OTHER RECOGNISED GAINS AND					
LOSSES	(22,463)	4,219	-	(18,244)	(11,490)
Gains/(losses) on investment assets:					
Realised	-	-	-	-	(3,531)
Unrealised	7,044	42,993	2,054	52,091	(4,727)
NET MOVEMENT IN FUND	(15,419)	47,212	2,054	33,847	(19,748)
Balance b/forward @ 31st December 20	159,709	327,150	11,360	498,219	517,967
Closing Balance @ 31 December 2019	144,290	374,362	13,414	532,066	498,219

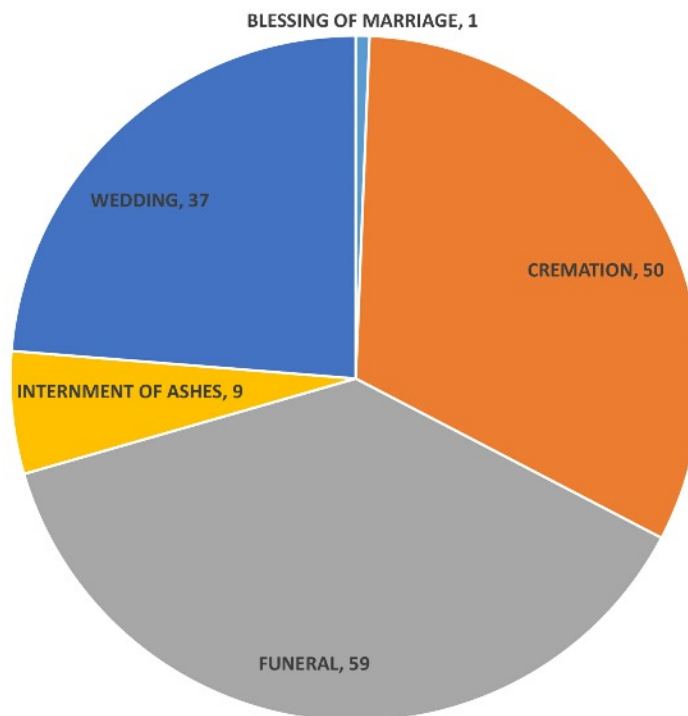
The Parochial Church Council of Ashford Town
Balance Sheet
as at 31 December 2019

	2019 £	2018 £
FIXED ASSETS		
PV Panels	5,990	6,549
Investments	384,735	332,644
	£390,725	339,193
CURRENT ASSETS		
Debtors & Prepayments	31,897	55,339
Deposits	114,594	109,751
Cash at bank and in hand	21,814	22,858
TOTAL CURRENT ASSETS	168,305	187,948
Creditors - amounts falling due in one year	(25,925)	(22,230)
Credit Card account	-£1,039	(692)
NET CURRENT ASSETS	£141,341	165,026
Creditors - amounts falling due in more than one year	-	(6,000)
	-	(6,000)
TOTAL NET ASSETS	532,066	498,219
PARISH FUNDS		
Unrestricted	144,290	159,709
Restricted	374,362	327,150
Endowment	13,414	11,360
	532,066	498,219

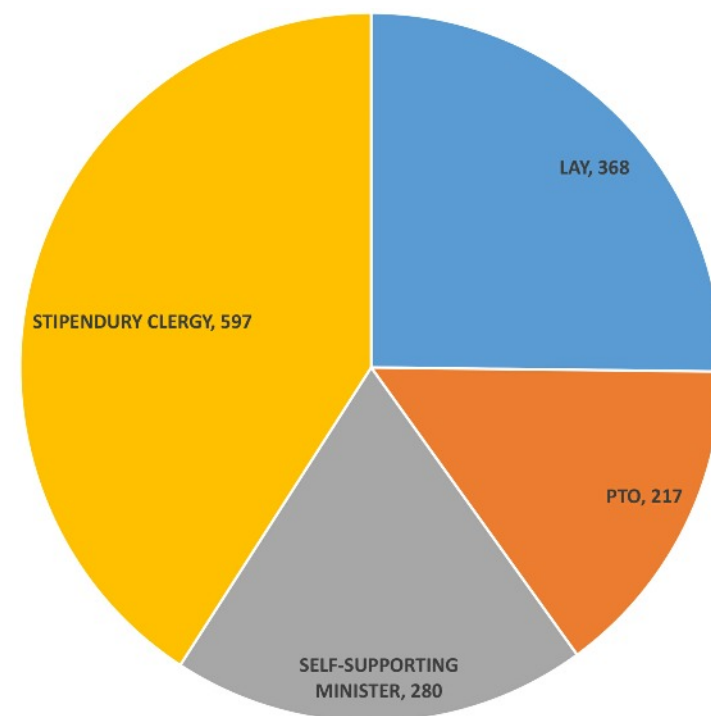
Number of services by type



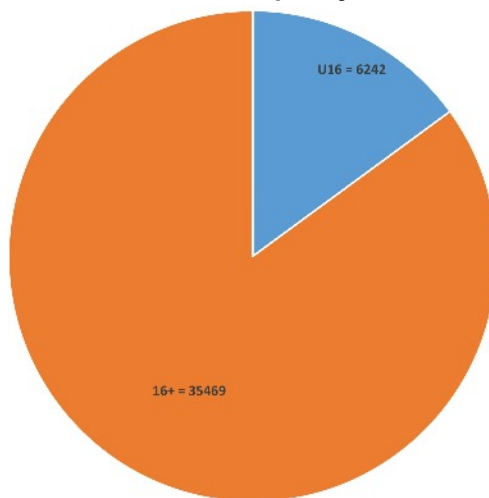
Number of occasional offices



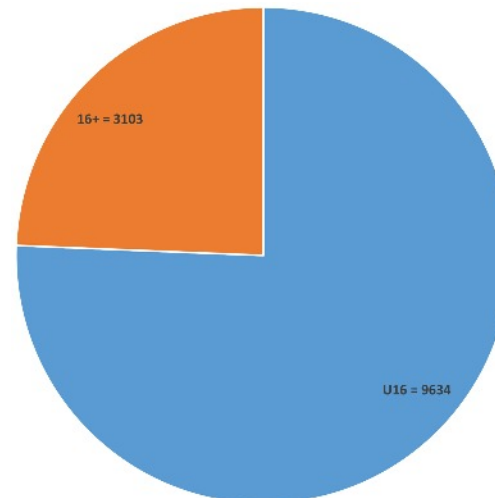
Number of hours worked on services by ministerial teams



Annual attendance split by U16 - 16+



Annual schools attendance split by U16 - 16+



2019
Worship
and Service
Information